



Virtual Chart Demonstration

**Board of Directors' Training
October 4, 2018**



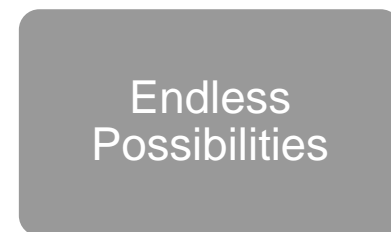
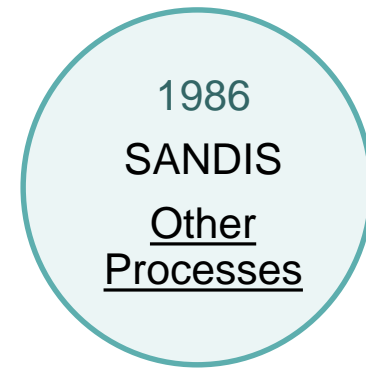
Virtual Chart Demonstration

Objectives for Tonight

- Give a historical overview**
- Share the guiding principles of development**
- Provide a collaborative walkthrough from multiple perspectives**
- If time permits, deliver an encore presentation of additional areas of interest**

Virtual Chart

A Brief History





Virtual Chart Development

Guiding Principles

- Driven by agency needs**
- Collaborative process**
- Intuitive and easy to use**
- Ensure data security**
- All new development is person centered**



Virtual Chart Development RCOC Business Practices

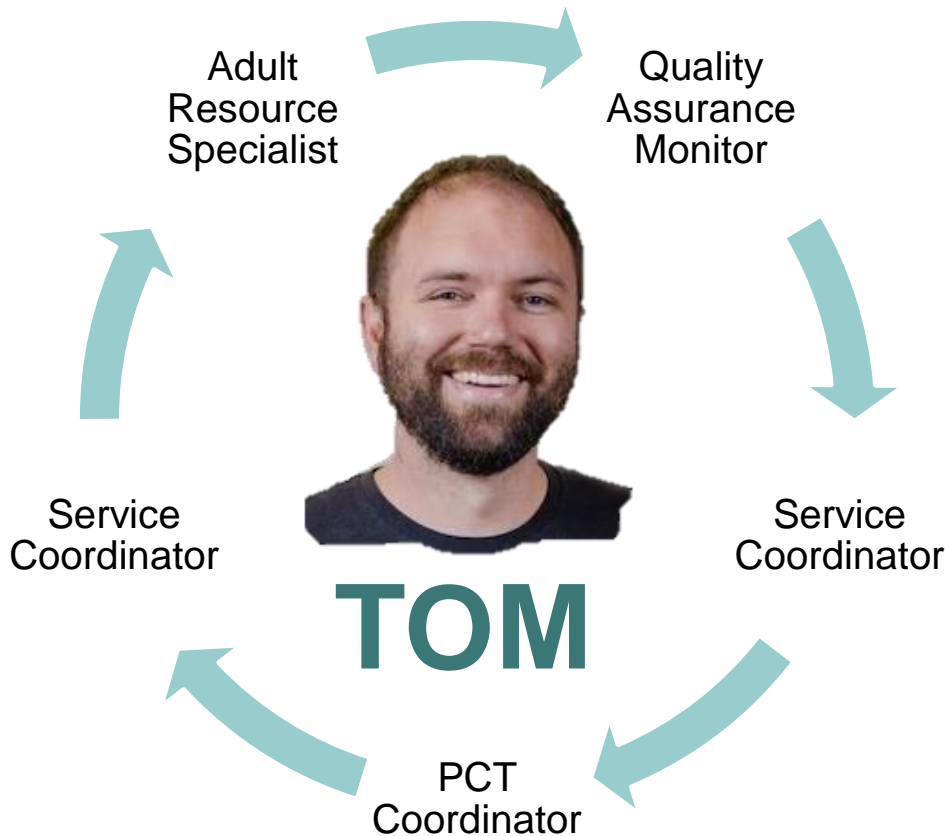
- **Technology is a tool**
- **Designed around the business model**
- **Reduces transaction time**
- **Outcomes:**
 - better service for individuals served and their families
 - better utilization of staff resources and public dollars



Virtual Chart Development Work Anywhere

- Laptops with 4g LTE access
- Secure connections
- 24 hour access to information for on call support
- Mobile collaboration

Virtual Chart Perspectives Collaboration



Our Demonstration Team:

- **Marianne Kelly**, QA Monitor
- **Julia Do**, Service Coordinator
- **Cristina Mercado**, PCT Coordinator
- **Arturo Cazares**, Associate Director of Employment



Virtual Chart Encore

- **Supervisor Tools**
- **Data Reports and Analytics**



The Future of Virtual Chart Endless Possibilities

Questions?